

Product Name	OFG and OFGR
Description	Over the Top Foam Generators
Manufacturer	SKUM
Revision	1.0/2024



ASK ABOUT THE PRODUCT

1. Features

- CNBOP Listed
- Size and capacity designed to meet the requirements of EN 13565-2:09 and NFPA 11:2015
- FM Approved
- Stainless steel body construction with brass nozzle
- Factory calibrated to the customer specified flow and pressure within the working range
- Epoxy painted red RAL 3002
- Test cover and plug available

2. Description

SKUM manufactures two types of over the top foam generator depending on the storage tank construction type. The OFG and OFGR models can be supplied to a range of performance specifications and multiple build options. They are capable of producing foam with expansion ratios up to 4:1 depending on foam concentrate type and capacity requirements.

The OFG standard models consist of a stainless steel body with removable back cover, brass nozzle, gas stop, and hot-dipped galvanized slip-on inlet and outlet flanges. A stainless steel FIH foam pourer with carbon steel weld-on flange is designed for use with the OFG and is available as part of a package or sold separately. The FIH directs the foam from the OFG down the side of the tank to reduce the submergence of the foam and agitation of the fuel surface.

The OFGR standard models consist of a stainless steel body with weld-on back cover, brass nozzle, and hot-dipped galvanized slip-on inlet flange. The body of the OFGR includes the foam pourer which can be mounted to the top flange of the fuel storage tank. The OFGR T models have a removable back cover to allow access for testing.

A separate test plug is available for use with the OFG and OFGR T models. This plug enables testing without discharging foam into the storage tank.

Both the OFG and OFGR models are available in two standard sizes, DIN 50 and DIN 100, with a PN 16 or ANSI Class 150 flanged foam/water inlet connection.

3. Application

Over the top foam generators are air-aspirated discharge devices that are installed on the outside wall of liquid storage tanks above the level of the stored product. They produce foam and inject it onto the liquid surface.

The OFG and OFGR foam generators are defined by NFPA 11 as Type II discharge outlets for delivering foam onto the surface of a flammable liquid. They are commonly used with bladder tanks, balanced pressure pump proportioning systems, line proportioners, or foam trucks. The generators can be used with SKUM low-expansion foam agents that are determined to be suitable for the hazard being protected.

The OFG can be used to protect various types of flammable liquid storage tanks including open top floating roof tanks and cone roof tanks with or without internal floaters. Additional applications include most types of open tanks where flammable liquid products are involved.

The OFGR is designed to protect floating roof, flammable liquid storage tanks. The tanks must be open-top constructions with either a double deck or pontoon type floating roof.

To select the appropriate performance characteristics, please refer to NFPA 11, EN 13565-2, and/or specific local regulations.

4. Approvals, Listings

- **National Certificate of Constancy of Performance**
CNBOP No 063-UWB-0179
(OFG-50T GS FIH 100; OFG-100T GS FIH 150),
- **National Certificate of Constancy of Performance**
CNBOP No 063-UWB-0178
(OFGR-50T; OFGR-100T)
- PN-EN 13565-1
(OFG-50T GS FIH 100; OFG-100T GS FIH 150)
- FM – FM 5130*
- KFSO (Kuwait)

* Note: The SKUM OFG and OFGR foam generators are only FM Approved in conjunction with the specific foam concentrates and equipment shown in the Approval Guide (www.ApprovalGuide.com)



5. Ordering Information

Specify part number and capacity requirements (flow and pressure) when ordering.

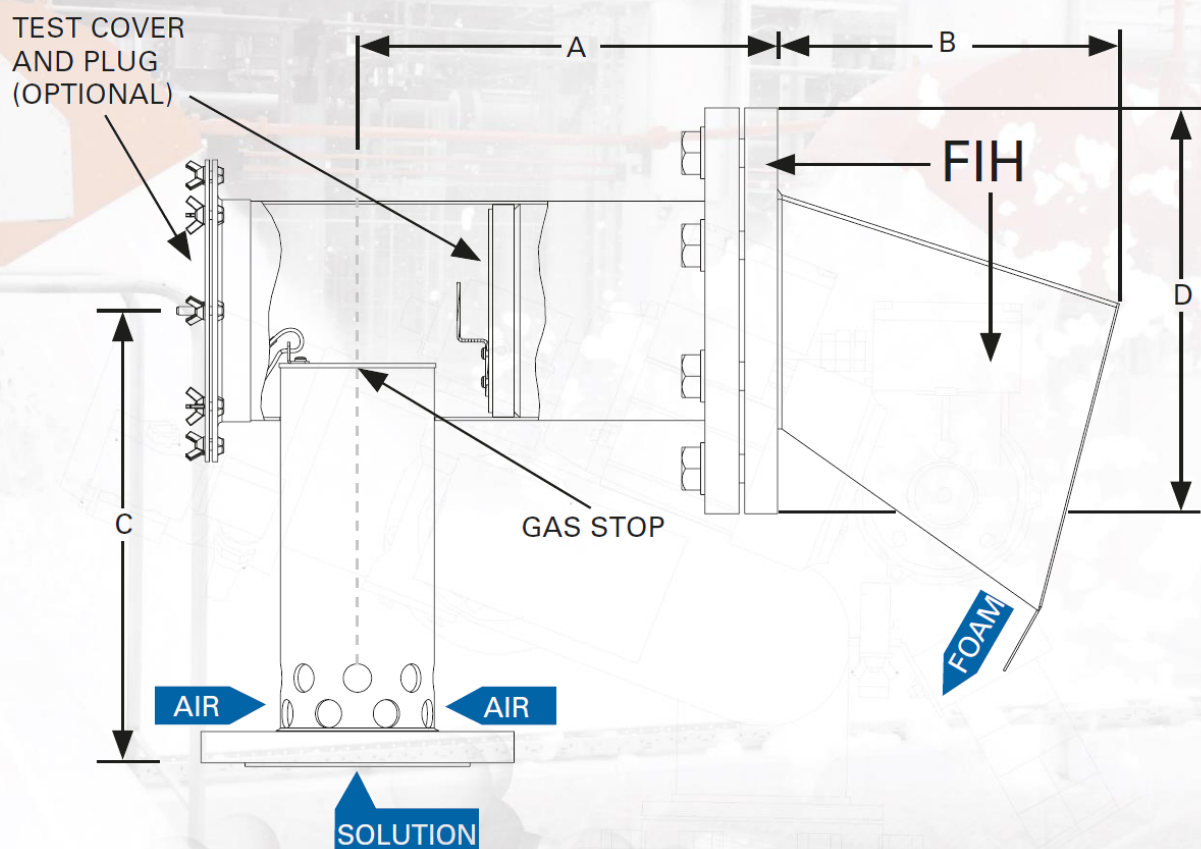
Part No.	Description	Approvals
1413C05141	OFG-50 T, Galvanized Flanges; With FIH 100 (Complete)	–
141305148	OFG-50 T, Galvanized Flanges	FM
141305141	OFG-50 T, Galvanized Flanges	–
141305136	OFG-50 T, Stainless Steel Flanges	FM
141305129	OFG-50 T, Stainless Steel Flanges	–
141210106	FIH-100	–
141210809	FIH-100 Mount	–
1413C05165	OFG-100 T, Galvanized Flanges; With FIH 150 (Complete)	–
141305172	OFG-100 T, Galvanized Flanges	FM
141305165	OFG-100 T, Galvanized Flanges	–
141305160	OFG-100 T, Stainless Steel Flanges	FM
141305153	OFG-100 T, Stainless Steel Flanges	–
141215104	FIH-150	–
141215808	FIH-150 Mount	–
141005368	OFGR-50 T, Galvanized Flange	FM
141005305	OFGR-50 T, Galvanized Flange	–
141005354	OFGR-50, Galvanized Flange	–
141005382	OFGR-50 T, Stainless Steel Flange	FM
141005375	OFGR-50 T, Stainless Steel Flange	–
141005368	OFGR-50, Stainless Steel Flange	–
141010426	OFGR-100 T, Galvanized Flange	FM
141010419	OFGR-100 T, Galvanized Flange	–
141010412	OFGR-100, Galvanized Flange	–
141010440	OFGR-100 T, Stainless Steel Flange	FM
141010433	OFGR-100 T, Stainless Steel Flange	–
141010426	OFGR-100, Stainless Steel Flange	–
141325801	OFG-50 / OFGR-50 Test Plug	–
141325802	OFG-100 / OFGR-100 Test Plug	–

Note: The converted values in this document are provided for dimensional purposes only and do not reflect an actual measurement. SKUM and the product names listed in this material are marks and/or registered marks. Unauthorized use is strictly prohibited.



6. OFG / FIH Specifications

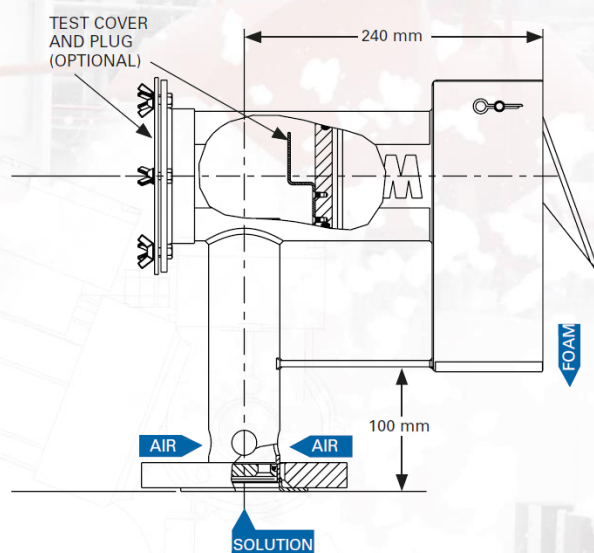
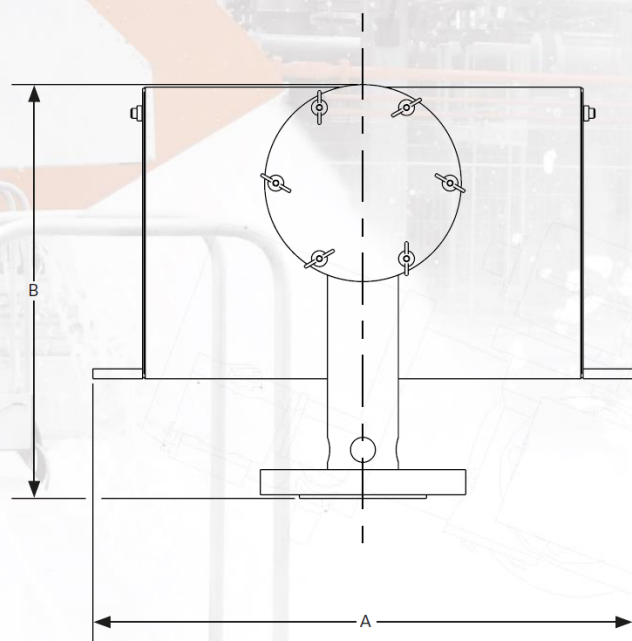
FM approved flow and pressure ranges vary by foam concentrate – consult the FM Approval Guide for agent-specific ranges. The flow rate of the OFG foam generator is determined by the orifice size and inlet pressure. To determine flow rates for specific applications and proper orifice sizing, consult FOAMAX.



		OFG-50 / FIH-100	OFG-100 / FIH-150
Typical Solution Capacity		100 Lpm to 700 Lpm (26 gpm to 185 gpm)	700 Lpm to 3,000 Lpm (185 gpm to 793 gpm)
Working Pressure Range		4 bar to 16 bar (59 psi to 232 psi)	4 bar to 16 bar (59 psi to 232 psi)
Metric K-Factor Range		61 to 365	180 to 1,575
Weight		20 kg (44 lb)	32 kg (71 lb)
Connections	OFG	50 DIN PN 16 in. and 2 in. ANSI Class 150	100 DIN PN 16 in. and 4 in. ANSI Class 150
	FIH	To fit 100 DIN PN 16 in.	To fit 150 DIN PN 16 in. and 6 in. ANSI Class 150
Dimensions	A	230 mm	300 mm
	B	200 mm	250 mm
	C	212 mm	320 mm
	D	221 mm	286 mm
Expansion ratio		Up to 4:1	
Material – OFG	Body	Stainless Steel	
	Nozzle	Brass or Stainless Steel	
	Flange	Galvanized Steel or Stainless Steel	
Material – FIH	Body	Stainless Steel	
	Flange	Carbon Steel	

7. OFGR / OFGR T Specifications

FM approved flow and pressure ranges vary by foam concentrate – consult the FM Approval Guide for agent-specific ranges. The flow rate of the OFGR foam generator is determined by the orifice size and inlet pressure. To determine flow rates for specific applications and proper orifice sizing, consult FOAMAX.



		OFGR-50 / OFGR-50 T	OFGR-100 / OFGR-100 T
Typical Solution Capacity		100 Lpm to 700 Lpm (26 gpm to 185 gpm)	700 Lpm to 3,000 Lpm (185 gpm to 793 gpm)
Working Pressure Range		4 bar to 16 bar (59 psi to 232 psi)	4 bar to 16 bar (59 psi to 232 psi)
Metric K-Factor Range		25 to 336	175 to 1,570
Weight	OFGR	13 kg (29 lb)	21 kg (46 lb)
	OFGR T	14 kg (31 lb)	22 kg (49 lb)
Connection		50 DIN PN 16 in. and 2 in. ANSI Class 150	100 DIN PN 16 in. and 4 in. ANSI Class 150
Dimensions	A	434 mm	584 mm
	B	332 mm	427 mm
	C	255 mm	320 mm
Expansion ratio		Up to 4:1	
Material	Body	Stainless Steel	
	Nozzle	Brass or Stainless Steel	
	Flange	Galvanized Steel or Stainless Steel	

